

This valve is a normally closed modulating element that incorporates an integral pilot control cavity. It is ventable, externally drained, and is a balanced piston design. The pilot control cavity will accept any T-8A pressure control cartridge. When the pressure at the inlet (port 1) reaches the pilot control cartridge setting, the modulating element starts to open to tank (port 2), throttling flow to regulate the pressure. The pilot cartridge's setting determines the difference in pressure between the inlet (port 1) and the drain (port 4). The vent port (port 3) that tees in between the main piston and pilot control cartridge, allows the modulating element to also be controlled by remote pilot or 2-way valves.

**CONFIGURATION**

<b>W</b> Minimum Control Pressure	100 psi (7 bar)
<b>N</b> Seal Material	Buna-N

**TECHNICAL DATA**

NOTE: DATA MAY VARY BY CONFIGURATION. SEE CONFIGURATION SECTION.

Cavity	T-21A
Series	1
Capacity	60 L/min.
Maximum Operating Pressure	350 bar
Control Pilot Flow	0,11 - 0,16 L/min.
Pilot Control Cavity	T-8A
Main stage leakage at 110 SUS (24 cSt)	30 cc/min.@70 bar
Response Time - Typical	10 ms
Valve Hex Size	22,2 mm
Valve Installation Torque	41 - 47 Nm
Seal kit - Cartridge	Buna: 990021007
Seal kit - Cartridge	EPDM: 990021014
Seal kit - Cartridge	Polyurethane: 990021002
Seal kit - Cartridge	Viton: 990021006
Model Weight	0.13 kg.

**NOTES** Compound cartridge (pilot and main stage) assembly information is provided for reference only. Cartridges must be ordered separately and assembled at point of use.

**CONFIGURATION OPTIONS**

**Model Code Example: RVCD8WN**

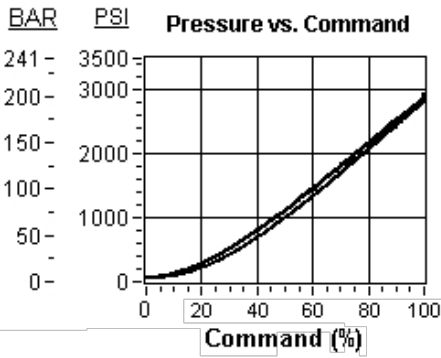
<b>MINIMUM CONTROL PRESSURE (W)</b>	<b>SEAL MATERIAL (N)</b>
<b>W</b> 100 psi (7 bar)	<b>N</b> Buna-N
<b>D</b> 25 psi (1,7 bar)	<b>E</b> EPDM
	<b>V</b> Viton

**TECHNICAL FEATURES**

- Will accept maximum pressure at port 2; suitable for use in cross port relief circuits.
- Main stage orifice is protected by a 150-micron stainless steel screen.
- Not suitable for use in load holding applications due to spool leakage.
- Pressure at port 4 is directly additive to the valve setting at a 1:1 ratio and should not exceed 5000 psi (350 bar).
- NOTE: With the -8 control option, the main stage valve should first be installed to the correct torque value. The T-8A pilot control valve should then be installed into the main stage valve to its required torque value.
- The -8 control option allows the pilot control valve to be incorporated directly into the end of the relief cartridge via the T-8A cavity. These pilot control cartridges are sold separately and include electro-proportional, solenoid, air pilot, and hydraulic pilot operation. See Pilot Control Cartridges.
- Cartridges configured with EPDM seals are for use in systems with phosphate ester fluids. Exposure to petroleum based fluids, greases and lubricants will damage the seals.
- Incorporates the Sun floating style construction to minimize the possibility of internal parts binding due to excessive installation torque and/or cavity/cartridge machining variations.

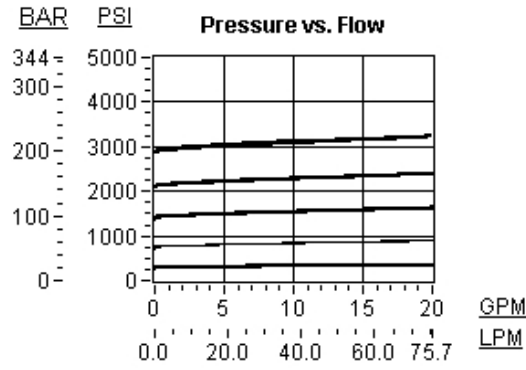
## PERFORMANCE CURVES

**Pressure vs. Command**

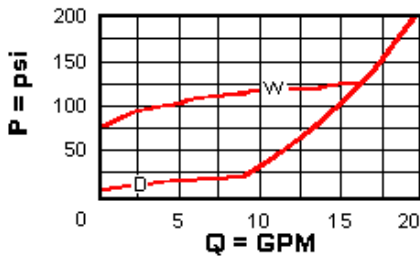


Pilot control provided by  
Proportional Pilot Relief, Model RBAP-MAN

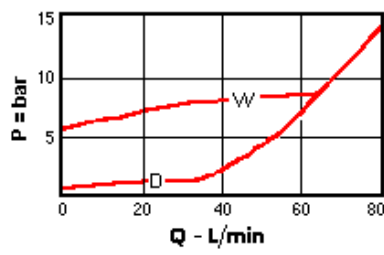
**Pressure vs. Flow**



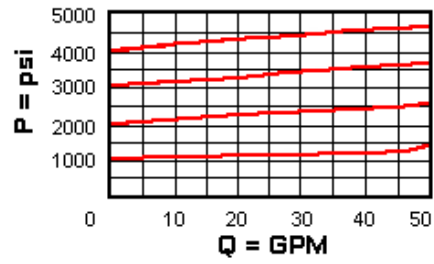
**Vented Pressure**



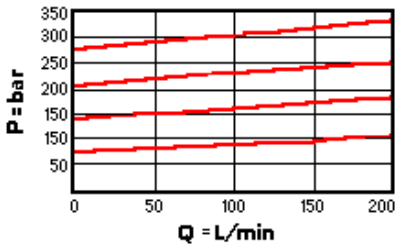
**Vented Pressure**



**Typical Pressure Rise**



**Typical Pressure Rise**



## RELATED MODELS

- [RVCD](#) Ventable, pilot-operated, balanced piston relief valve with drain to port 4