
CONFIGURATION

M	Control	Manual Override (Standard)
H	Spool Configuration	Normally Open
N	Seal Material	Buna-N
(none)	Coil	No coil

This solenoid-operated 3-way, 2-position cartridge is a direct-acting, balanced spool pilot valve used to pilot other full-flow valves. The valve is normally open between port 1 and port 2 or port 1 and port 3 and all flow paths are bidirectional.

This valve is designed to be used with FLeX Series coils.

TECHNICAL DATA

NOTE: DATA MAY VARY BY CONFIGURATION. SEE CONFIGURATION SECTION.

Cavity	T-9A
Series	P
Capacity	1 L/min.
Maximum Operating Pressure	350 bar
Maximum Valve Leakage at 110 SUS (24 cSt)	0,7 cc/min.@350 bar
Manual Override Force Requirement	66 N/100 bar @ Port 1
Manual Override Stroke	2,5 mm
Response Time - Typical	50 ms
Switching Frequency	15,000 max. cycles/hr
Solenoid Tube Diameter	16 mm
Valve Hex Size	22,2 mm
Valve Installation Torque	27 - 33 Nm
Seal kit - Cartridge	Buna: 990009007
Seal kit - Cartridge	Polyurethane: 990009002
Seal kit - Cartridge	Viton: 990009006
Model Weight	0.15 kg.

NOTES

- Please verify cartridge clearance requirements when choosing a Sun manifold. Different valve controls and coils require different clearances.
- An additional 2.00 inches (50,8 mm) beyond the valve extension is needed for coil installation and removal.

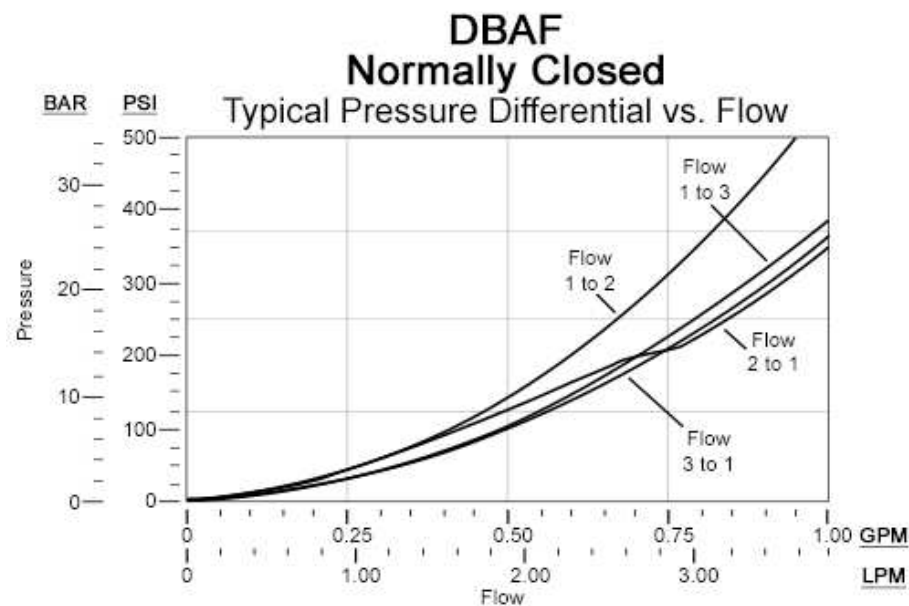
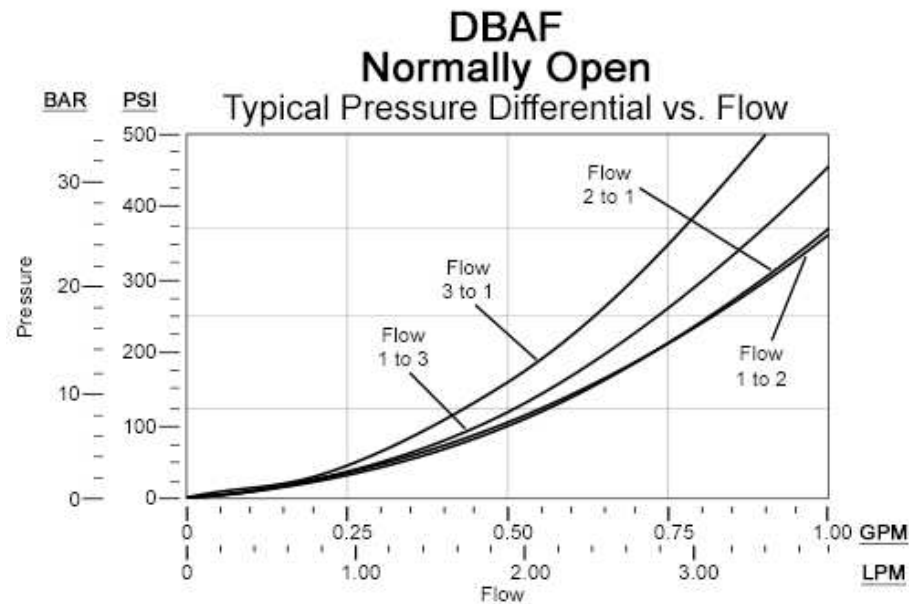
CONFIGURATION OPTIONS
Model Code Example: DBAFMHN

CONTROL	(M)	SPOOL CONFIGURATION	(H)	SEAL MATERIAL	(N)	COIL *
M Manual Override (Standard)		H Normally Open		N Buna-N		No coil
D Twist/Lock (Dual) Manual Override		C Normally Closed		V Viton		* Additional coil options are available
L Twist/Lock (Detent) Manual Override						
T Twist (Momentary) Manual Override						
X No Manual Override						

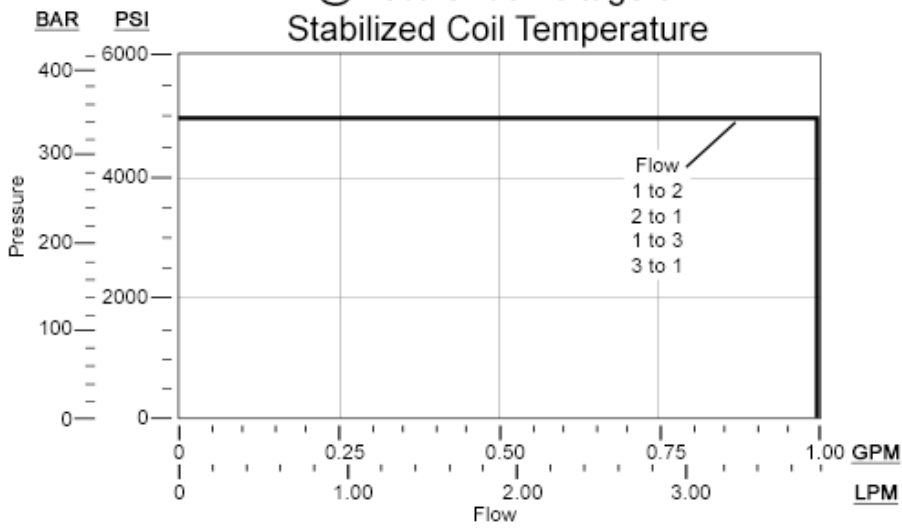
TECHNICAL FEATURES

- The solenoid tube assembly is fatigue rated for 5000 psi (350 bar) service.
- This valve is direct actuated and requires no minimum hydraulic pressure for operation.
- Cartridge can be installed directly into a cavity in some Sun pilot operated and ventable cartridges to provide electrically operated pilot control functions. Separate pilot lines are eliminated and only one cavity needs to be machined to accommodate both the control and primary function.
- Valves exhibit extremely low leakage rates; less than 10 drops/min. @ 5000 psi (0,7 cc/min @ 350 bar).
- This cartridge utilizes 740 Series low-power and high-power coils, and 747 Series hazardous location coils for both Normally Open and Normally Closed configurations.
- This cartridge has an option for manual override. See the CONFIGURATION section.
- On models equipped with the D or L control, the detent mechanism in the manual override is meant for temporary actuation. The D, L and T manual control assemblies have a mechanical life expectancy of approximately 7,000 cycles.
- All configurations of this valve include zinc-nickel plating as standard for 1000-hour salt fog protection.
- Coil connector options offer ratings up to IP69K. See individual coil product pages for details.
- A FULL DATA SHEET is available for this model using the link at the top of the page.
- This valve utilizes a wet armature design. This means that the working fluid surrounds the armature and is exposed to the heat generated by the coil. This can be a factor if the coil is energized for long periods of time. Some fluids, notably water/glycol mixtures, break down at these temperatures over time and form varnishes that will affect the function of the cartridge.
- A wide variety of coil termination and voltage options are available, with and without surge protection. See the CONFIGURATION section.
- Coils can be mounted on the tube in either direction.
- Incorporates the Sun floating style construction to minimize the possibility of internal parts binding due to excessive installation torque and/or cavity/cartridge machining variations.

PERFORMANCE CURVES



DBAF
Normally Open
Valve Performance Limits
@ 10% Undervoltage &
Stabilized Coil Temperature



DBAF
Normally Closed
Valve Performance Limits
@ 10% Undervoltage &
Stabilized Coil Temperature

