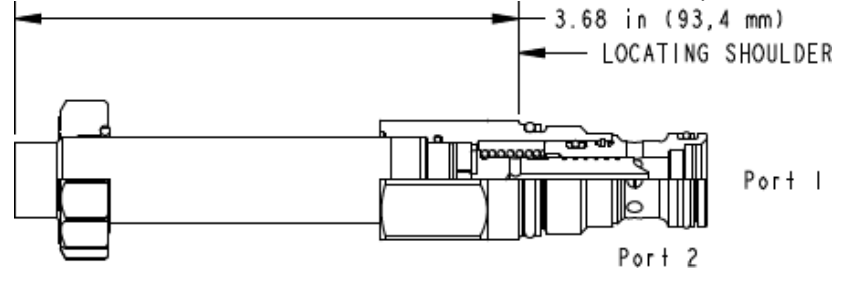


M-Control, H-Spool



CONFIGURATION

M	Control	Manual Override
H	Spool Configuration	Normally Open
N	Seal Material	Buna-N
(none)	Coil	No coil

This solenoid-operated 2-way, 2-position cartridge is a direct-acting, balanced spool directional valve. The valve is available in either a normally open or normally closed configuration and is designed to be used with FLeX Series coils.

TECHNICAL DATA

NOTE: DATA MAY VARY BY CONFIGURATION. SEE CONFIGURATION SECTION.

Cavity	T-13A
Series	1
Capacity	45 L/min.
Maximum Operating Pressure	350 bar
Maximum Valve Leakage at 110 SUS (24 cSt)	80 cc/min.@210 bar
Manual Override Force Requirement	33 N/100 bar @ Port 1
Manual Override Stroke	2,5 mm
Response Time - Typical	50 ms
Switching Frequency	15,000 max. cycles/hr
Solenoid Tube Diameter	16 mm
Valve Hex Size	22,2 mm
Valve Installation Torque	41 - 47 Nm
Seal kit - Cartridge	Buna: 990413007
Seal kit - Cartridge	Viton: 990413006
Model Weight	0.19 kg.

NOTES

Please verify cartridge clearance requirements when choosing a Sun manifold. Different valve controls and coils require different clearances.

CONFIGURATION OPTIONS

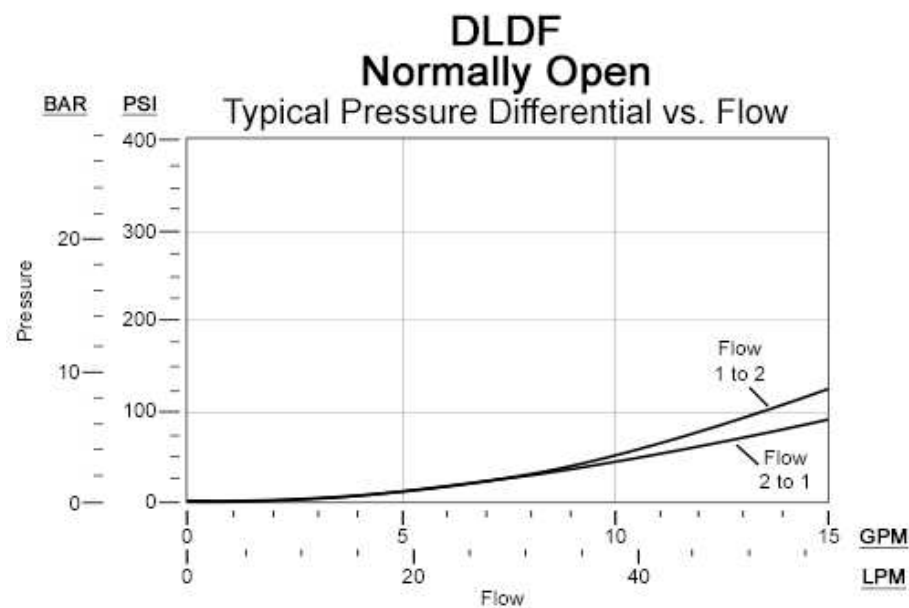
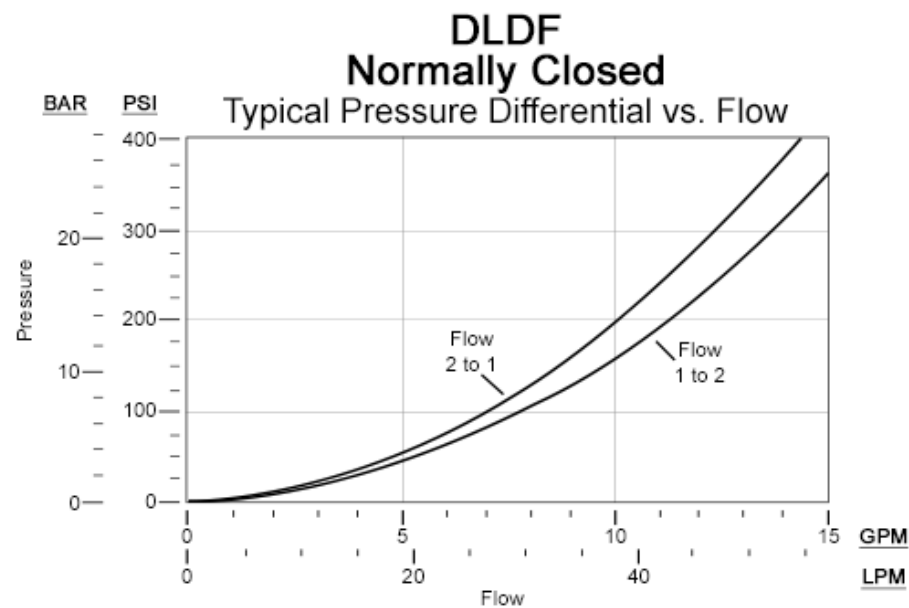
Model Code Example: DLDFMHN

CONTROL	(M)	SPOOL CONFIGURATION	(H)	SEAL MATERIAL	(N)	COIL *
M Manual Override		H Normally Open		N Buna-N		No coil
D Twist/Lock (Dual) Manual Override		C Normally Closed		V Viton		* Additional coil options are available
L Manual Override - Adjustable						
T Twist (Momentary) Manual Override						
X No Manual Override						

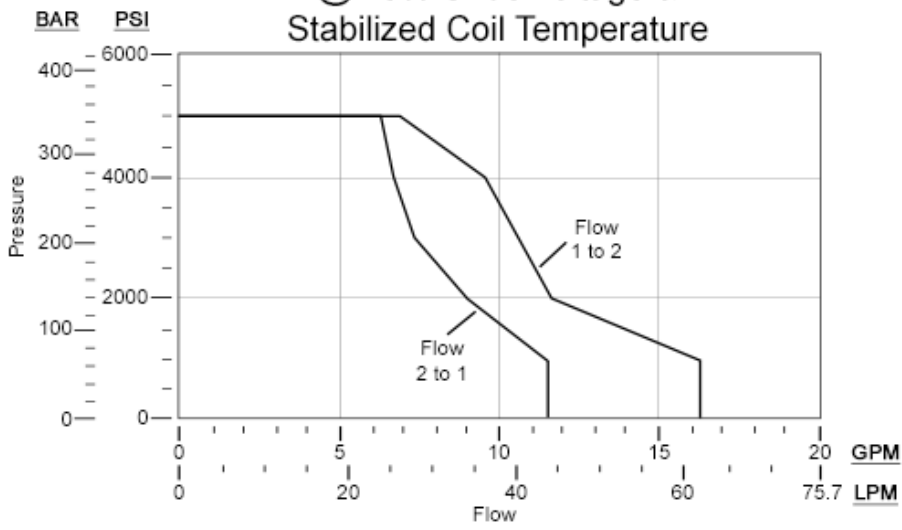
TECHNICAL FEATURES

- The solenoid tube assembly is fatigue rated for 5000 psi (350 bar) service.
- This valve is direct actuated and requires no minimum hydraulic pressure for operation.
- This cartridge has an option for manual override. See the CONFIGURATION section.
- On models equipped with the D or L control, the detent mechanism in the manual override is meant for temporary actuation. The D, L and T manual control assemblies have a mechanical life expectancy of approximately 7,000 cycles.
- All configurations of this valve include zinc-nickel plating as standard for 1000-hour salt fog protection.
- Coil connector options offer ratings up to IP69K. See individual coil product pages for details.
- This cartridge utilizes both 740 Series high-power and 747 Series hazardous location coils.
- A FULL DATA SHEET is available for this model using the link at the top of the page.
- This valve utilizes a wet armature design. This means that the working fluid surrounds the armature and is exposed to the heat generated by the coil. This can be a factor if the coil is energized for long periods of time. Some fluids, notably water/glycol mixtures, break down at these temperatures over time and form varnishes that will affect the function of the cartridge.
- A wide variety of coil termination and voltage options are available, with and without surge protection. See the CONFIGURATION section.
- The solenoid's unique magnetic design results in a high efficiency solenoid, yielding high spool actuating force per Watt expended, leading to reliable valve shifting.
- Coils can be mounted on the tube in either direction.
- Incorporates the Sun floating style construction to minimize the possibility of internal parts binding due to excessive installation torque and/or cavity/cartridge machining variations.

PERFORMANCE CURVES



DLDF
Normally Closed
 Valve Performance Limits
 @ 10% Undervoltage &
 Stabilized Coil Temperature



DLDF
Normally Open
 Valve Performance Limits
 @ 10% Undervoltage &
 Stabilized Coil Temperature

