

CONFIGURATION

L	Control	Tuning Adjustment
A	Setting Range	Replaceable Orifice .1 - 12 gpm (0,4 - 45 L/min.)
N	Seal Material	Buna-N
(none)	Material/Coating	Standard Material/Coating

Fixed-orifice, pressure-compensated flow controls provide precise flow regulation for meter-in or meter-out applications where there may be wide pressure fluctuations. The flow setting is specified by the user and is set at the factory.

TECHNICAL DATA

NOTE: DATA MAY VARY BY CONFIGURATION. SEE CONFIGURATION SECTION.

Cavity	T-5A
Series	2
Capacity	45 L/min.
Maximum Operating Pressure	350 bar
Valve Hex Size	28,6 mm
Valve Installation Torque	61 - 68 Nm
Adjustment Screw Internal Hex Size	4 mm
Locknut Hex Size	15 mm
Locknut Torque	9 - 10 Nm
Seal kit - Cartridge	Buna: 990203007
Seal kit - Cartridge	EPDM: 990203014
Seal kit - Cartridge	Viton: 990203006
Model Weight	0.26 kg.

CONFIGURATION OPTIONS

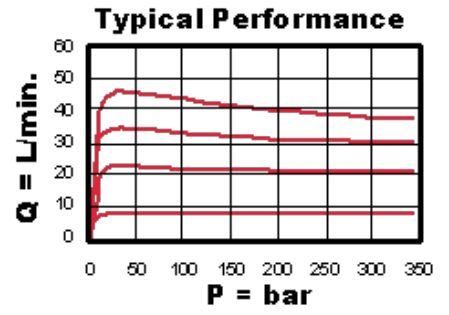
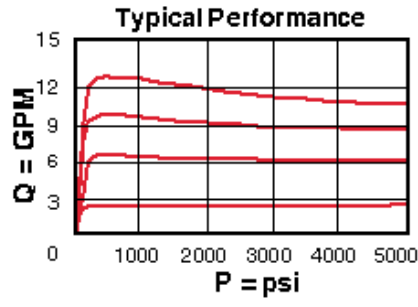
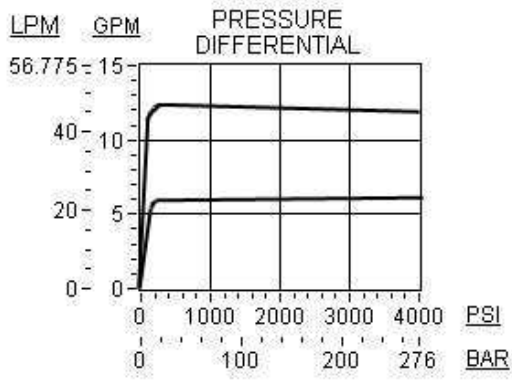
Model Code Example: **FXDALAN**

CONTROL	(L) SETTING RANGE	(A) SEAL MATERIAL	(N) MATERIAL/COATING
L Tuning Adjustment X Not Adjustable K Handknob	A Replaceable Orifice .1 - 12 gpm (0,4 - 45 L/min.)	N Buna-N E EPDM V Viton	Standard Material/Coating /AP Stainless Steel, Passivated /LH Mild Steel, Zinc-Nickel

TECHNICAL FEATURES

- Customer must specify a flow rating. Factory set flow ratings are within +/- 10% of the requested setting.
- Cartridges configured with EPDM seals are for use in systems with phosphate ester fluids. Exposure to petroleum based fluids, greases and lubricants will damage the seals.
- All 2-port flow control cartridges are physically and functionally interchangeable (i.e. same flow path, same cavity for a given frame size). However, cartridge extension dimensions from the mounting surface may vary.
- The sharp-edged orifice design minimizes flow variations due to viscosity changes.
- The tuneable control option provides +/- 25% variation from the nominal factory pre-set flow. Turn the adjustment clockwise to increase.
- Corrosion resistant cartridge valves are intended for use in corrosive environments and are identified by the model code suffix **/AP** for external stainless steel components, or **/LH** for external zinc-nickel plated components. See the CONFIGURATION section for all options. For further details, please see the Materials of Construction page located under TECH RESOURCES.
- Incorporates the Sun floating style construction to minimize the possibility of internal parts binding due to excessive installation torque and/or cavity/cartridge machining variations.

PERFORMANCE CURVES



RELATED MODELS

- [FXDA8](#) Ventable fixed orifice, pressure compensated flow control valve with integral T-8A control cavity